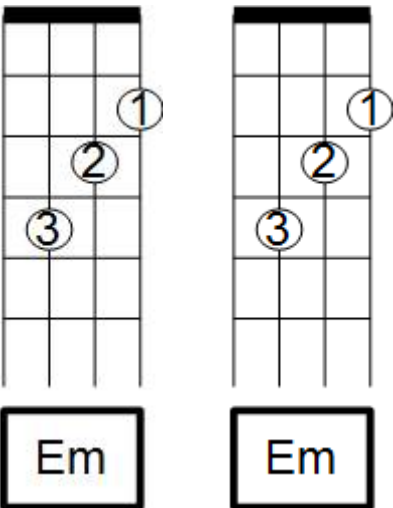
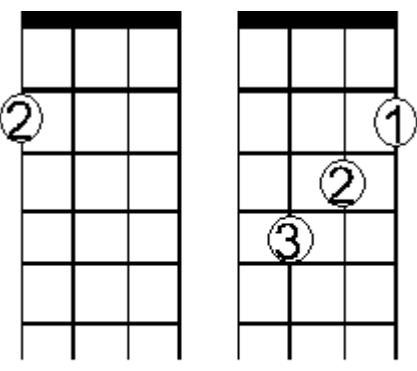
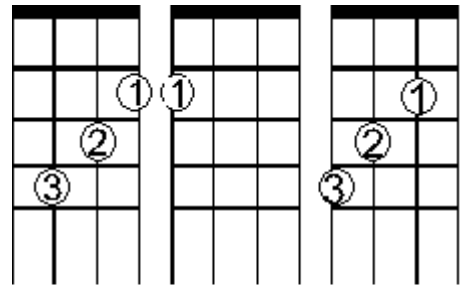


Shaking All Over – Johnny Kidd and the Pirates

<p><i>Verse...</i></p> 	<p><i>Bridge/ Chorus...</i></p> 
<p>Simply play 2 Em chords on the first beat of each bar. Play along with the recording to practise...</p>	<p>Short/ Long/ Short strumming pattern on each chord – Am, Em, Am</p>

<p><i>Solo Section...</i></p> 	<p><i>12 bar pattern...</i></p> <p>Em Em Em Em</p> <p>Am Am Em Em</p> <p>B7 Am Em Em Em</p>
---	---



Shaking All Over – Johnny Kidd and the Pirates

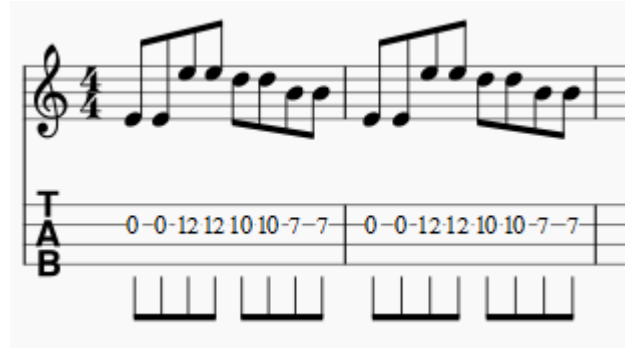
Tab Parts...

Guitar intro/ end of verse, chorus run...



Musical notation for guitar intro/end of verse, chorus run. It shows a treble clef staff with a 4/4 time signature and a guitar tablature staff below it. The tablature includes fret numbers 10-7-5, 7-5, 7-4-2, and 4, along with a 7th fret barre and a final chord.

Guitar riff...



Musical notation for guitar riff. It shows a treble clef staff with a 4/4 time signature and a guitar tablature staff below it. The tablature includes fret numbers 0-0-12-12-10-10-7-7 and 0-0-12-12-10-10-7-7, along with a 7th fret barre and a final chord.

Solo Tab...

A --57-7-7-7--7-7-7-7--7-7-7-7--7-----|--
 E -----7-----|-- X2
 C -----|--
 G -----|--

A -----|--
 E --7--5--3--0---0-3-0--|--7--5--3--0-----|--
 C -----|--
 G -----|--

A --7--7--5-----7--7--5-----7--7--5-----|--
 E -----7-----7-----7-----|--
 C -----|--
 G -----|--

A --4--4--4--2---|--2--2--2--0---|--57-7-7-7--7-7-7-7---7-----|--
 E -----|-----|-----|--
 C -----|-----|-----|--
 G -----|-----|-----|--

