



'12BarBluesPLUS!'

Full lesson online at;

www.ukulelerocks.co.uk/ukulelerocksMORE/URM_12BarPLUS.htm

First, the basic pattern in the key of C;

C	_{2 3 4}	C	_{2 3 4}	C	C7
F		F		C	C
G7		F		C	C

C7	F7	G7

C7	_{2 3 4}	C7	_{2 3 4}	C7	C7
F7		F7		C7	C7
G7		F7		C7	C7

2nd Progression - Changing chords

3rd Progression - Shuffle

C5	F	G

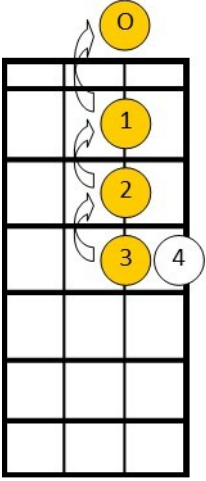
- ◆ The shaded fingers are the 'off-and-on' finger
- ◆ Play the shuffle with an up-and-down strum but with a longer down stroke than up stroke.
- ◆ Try counting "1 and 2 and 3 and 4 and"
- ◆ The shorter "and" gives it the blues shuffle feel.



'12BarBluesPLUS!'

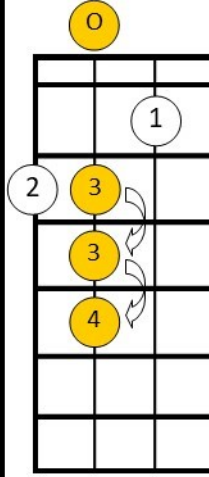
Full lesson online at:
www.ukulelerocks.co.uk/ukulelerocksMORE/URM_12BarPLUS.htm

4th Progression - Runs



A --3--3--3--3--3--3--3--3--3--3--| -
E --3--3--2--2--1--1--0--0--0--0--| -
C --0--0--0--0--0--0--0--0--0--0--| -
G --0--0--0--0--0--0--0--0--0--0--| -

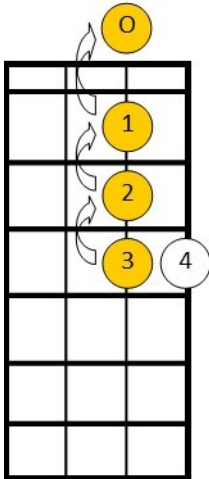
C5run



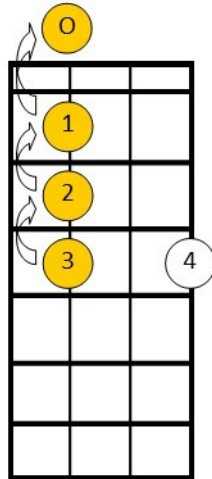
A --0--0--0--0--0--0--0--0--0--0--| -
A --1--1--1--1--1--1--1--1--1--1--| -
A --0--0--2--2--3--3--4--4--4--4--| -
A --2--2--2--2--2--2--2--2--2--2--| -

Frun

End run...



C5run1



C5run2

Full Blues Shuffle with Runs...

C SHUFFLE **C** SHUFFLE **C** SHUFFLE **C5** RUN

F SHUFFLE **F** RUN **C** SHUFFLE **C** SHUFFLE

G7 SHUFFLE **F** SHUFFLE **C5run1** **C5run2**

[FINISH C7]

A --3--3--3--3--3--3--3--3--3--3--| --3--3--3--3-----| --1-----| -
E --3--3--2--2--1--1--0--0--0--0--| --0--0--0--0-----| --0-----| -
C --0--0--0--0--0--0--0--0--0--0--| --3--2--1--0-----| --0-----| -
G --0--0--0--0--0--0--0--0--0--0--| --0--0--0--0-----| --0-----| -